


Slide Guide

Tips to make sure your slide works well on TV

- Please use Widescreen Format (16:9 Ratio)
- **Do not use clip art or word art**
- No Gradients
- No Busy Backgrounds (No Textures, Detailed Pictures, Patterns)
- Make sure text is **at least 24pt** and a readable color, shade, and font
- Keep all text inside the "Title Safe" area. (This is just like the margins when you print a document)
- Stay away from overelaborate and complicated fonts
- Try not to use overly saturated colors like bright yellow, red, green, or blue, they bleed when on TV
- Only use up to two fonts
- Include your Logo and relevant Graphics and contact info on **EACH** slide (A picture is worth a thousand words!)
- Some things are hard to read on a small screen. If your slide is readable at 20% its usual size it should work.

Here are some Bad and Good examples:

Bad Slides




Napa Valley TV offers a variety of classes in Television Production

PRODUCERS' ORIENTATION

is a non-technical class covering policies & procedures of public access TV & is required for all producers & workshop participants.

For more information, please call 257-0574 or visit www.napavalleytv.org

Good Slides




got class?

Napa Valley TV offers a variety of classes in Television Production

Producer's Orientation

This class is a non-technical class covering policies & procedures of public access TV & is required for all producers & workshop participants.

For more information, please call 257-0574 or visit www.napavalleytv.org




TV Production Assistants Needed



Napa Valley TV is looking for volunteers to assist with television productions

If you are interested, call 707-257-0574



TV Production Assistants Needed




Napa Valley TV is looking for volunteers to assist with television productions

If you are interested please call 707-257-0574 or visit NapaValleyTV.org

